



# Hillside

Family of Agencies

ANNUAL REPORT 2009





Management  
Message . . . . . 4

Hillside  
Family of  
Agencies . . . . . 11

Crestwood  
Children's  
Center . . . . . 12



Hillside  
Children's  
Center . . . . . 14

Hillside  
Work-Scholarship  
Connection . . . . . 18

Snell Farm  
Children's  
Center . . . . . 20

Crestwood &  
Hillside Children's  
Foundations . . . . . 21

# Management Message



It is perhaps never so important to have the support of family than during times of crisis. There is strength in numbers and comfort in having the weight of your load lightened by the shoulder of a friend standing with you.

The economically challenging times our country faced in fiscal year 2008–2009 have been some of the worst in our history and have severely compounded the stresses of our youth, families, and staff.

At Hillside Family of Agencies, we continue to be humbled by the important role we serve in the life of every person who is touched by our services. We believe in the goodness and greatness of children and the importance of families.

We manifest that belief everyday by being there... wherever, whenever, and however our youth and families need us.

Our growth and achievement in 2009 further strengthened our ability to be that comforting shoulder to our families in the midst of crisis, to remain steadfast in facing Hillside's economic decisions, and to position us confidently for our and the country's brighter tomorrow.

With recognition that no one person, nor one organization, can achieve success without the assistance of others, we have pursued and developed partnerships with educational institutions, foundations, businesses, and other human service providers. This year, we have been fortunate to watch some key partnerships grow.

A new relationship through the University of Buffalo's School of Social Work has grown our exposure to India, where our staff members had the opportunity to connect with Indian researchers studying in the social sciences. Future sustainability for Hillside Work-Scholarship Connection in supporting at-risk youth in the Syracuse area was ensured through a partnership established with the Syracuse City School District.

Resources granted from both local and national foundations with which we partner have allowed for key developments this year in our physical structure and operational infrastructure and have financially strengthened our organization.



A grant from the Tower Foundation provided matching resources to accelerate implementation of Hillside's technology plan through a field test of three promising remote technologies in our Western Region. That successful field test provided critical learning to the rollout of smart phone, secure wireless, and telemedicine technologies. The knowledge gleaned from this field test has allowed our staff members to become less reliant on expensive bricks and mortar, more in control of work-life balance, and better able to efficiently connect needs with resources across distance.


We took a significant step towards completion of renovations to our Monroe Avenue Campus thanks to a generous grant made by long-standing partner The Davenport-Hatch Foundation. Supporting Hillside for more than half a century, they have been selective in their support to assure our children and families have adequate facilities and equipment to support their needs.

Among our partnerships that we are most proud are those with the parents of the youth we serve. Shifting from a philosophical approach to an operational practice, our continued implementation of Parents Are Partners has resulted in the employment of 30 parents by Hillside Family of Agencies to date and the significant involvement of primary caregivers in shaping the way we deliver treatment, develop services, and determine our research agenda.


It is also through the work of our staff that partnerships with the communities in which we deliver services continue to grow. Strong connections are made and relationships are built every day in homes, schools, and within organizations across New York State and in Prince George's County, Maryland. Our many youth who get involved in community service projects also have the opportunity to create bonds and learn to give back to those who have generously provided for their care.

As individuals, as communities, as Hillside Family of Agencies, we are realizing the strength of collaboration in facing adversity. For certain, these are financially-challenging times. However, we believe that by being there for our staff, youth, and families, we can build better futures.

We continue to be grateful for the support of our boards, donors, volunteers, funders, parents, and staff. They have lightened the weight of our load and that of those we serve.



John Van de Wetering, Ph.D  
Chair, Board of Governors  
Hillside Family of Agencies



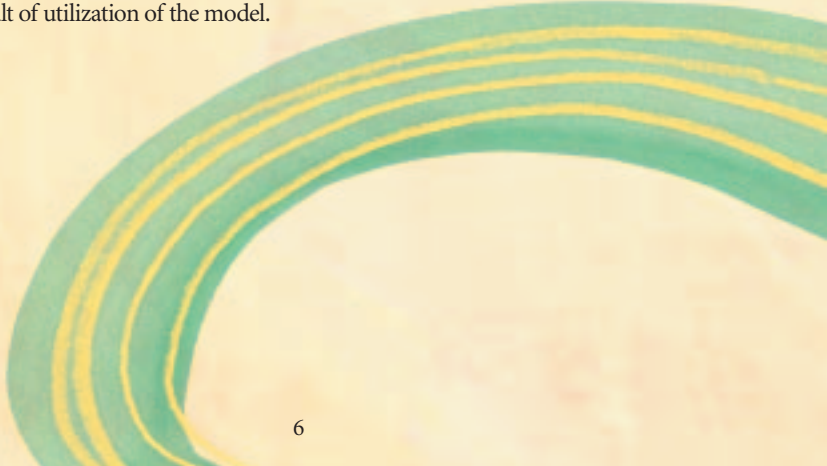
Dennis M. Richardson, President and CEO  
Hillside Family of Agencies

Recognizing that Hillside Family of Agencies' achievement is measured best by the success of our youth and families in building better futures, we have proven how believing is being there...wherever, whenever, and however we are needed.

**BUILDING RELATIONSHIPS WITH RESEARCH PARTNERS TO IMPROVE OUR CLINICAL SERVICES...**




- The Hillside Children's Center (HCC) Intensive Support Unit, in collaboration with the University of Rochester and Strong Center for Developmental Disabilities, has implemented a rigorous Applied Behavior Analysis approach via an interdisciplinary team model with tremendous results. Methods and data were presented at a statewide conference.
- A new partnership was initiated with the University of Buffalo's School of Social Research.
- Hillside Family of Agencies affiliates are moving forward with implementation of the evidence-based model Trauma Focused-Cognitive Behavioral Therapy. Over 80 staff members are trained and clients are being served through multiple sites. We are also working with model experts Dr. Mannarino and Dr. Cohen as part of a *Train the Supervisor* program.
- Hillside Children's Center's Varick Campus, in collaboration with Cornell University and the New York State Office of Children and Family Services, has implemented the CARE (Children and Residential Experiences) model of treatment. The model, which is research based, was founded on documented principles and beliefs about how children grow and what they need while in residential care to be successful. Positive changes have been noted on our campus as a result of utilization of the model.



## SERVING THE NEEDS OF SPECIALIZED POPULATIONS...

- The HCC Farmington Road Individual Residential Alternative (IRA) opened in July 2008. This beautiful house is now home to five young people dually diagnosed with mental health challenges and developmental disabilities.
- A Developmental Abilities Services transitional unit, which serves youth dually diagnosed with mental health challenges and developmental disabilities, has been established and critical care services (the Lotus Program) have been expanded at HCC's Varick Campus.
- The Focus Program was opened through HCC to support high-needs males (age 12–18) in identifying the priorities of safety and re-integrating into the community with their families and established support systems.
- A new adolescent male health clinic on the Monroe Avenue Campus provides education, testing, and treatment for male reproductive health issues.
- Our Specialized Treatment Services Model, which has produced successful outcomes for the youth with sexually harmful behaviors at HCC's Varick Campus and Snell Farm Children's Center (SFCC), was presented at a national conference in Atlanta, Georgia.
- SFCC has initiated virtual classroom training for its staff to improve the delivery of services to youth with developmental disabilities and sexually harmful behaviors.



## EXPANDING THE SCOPE OF OUR SERVICE DELIVERY...

- The day treatment program at Crestwood Children's Center (CCC) has adopted the Functional Behavioral Approach (FBA), a relationship-based philosophy that identifies children's strengths and needs, and focuses on targeted skill development.
- CCC's Scottsville Campus replaced its 50-year-old residential treatment center cottage with a new "Adapt-a-Care" cottage that offers single bedrooms and ample play and therapeutic space.
- Family Resource Center's Skip Generations Program was awarded a three-year Multi-Generational Civic Engagement grant through the National Council on Aging to develop its outreach and evaluation as a model program for kinship care.
- CCC's campus schools implemented the evidence-based curriculum PATHS (Promoting Alternative Thinking Strategies), the Everyday Math curriculum, and Imagine It (a reading curriculum) in an effort to improve reading and math scores for our students.
- Alternatives for Independent Youth has received several new federal grants to provide Street Outreach, Emergency Shelter, and Housing and Urban Development Services via a new HCC transitional living group home.
- HCC Day Treatment Services within the Rochester City School District were expanded to Jefferson High School.
- Through an Oswego County contract, HCC will now provide family support services to families engaged in the county mental health system.
- With the support of the High School Consortium of the Prince George's County School District in Maryland, Hillside Work-Scholarship Connection's (HW-SC) pilot effort expanded by 184% to meet the needs of a total of 142 youth across four schools. In 2009-10, HW-SC will target an additional 158 students to meet the needs of a total of 300 youth.



## PARTNERING WITH OTHER SERVICE PROVIDERS TO INCREASE OUR ACCESSIBILITY TO YOUTH AND FAMILIES...

- Family Resource Centers of Crestwood Children's Center (CCC) is a partner in the *Partners in Family Child Care Literacy Project*, providing home visits to group family childcare providers to increase the quality of care and improve early literacy.
- As part of a county-wide partnership, the Hillside Children's Center (HCC) Onondaga County Waiver Program has implemented the Hi-Fidelity Wrap-Around Model in its work with children and families.
- HCC Bridges to Health (B2H) services were initiated in nine Central New York counties.
- In Monroe County, through Crestwood Children's Center and Hillside Children's Center along with St. Joseph's Villa and other providers, "Building Bridges" initiatives have been created to foster linkages between residential and community-based services. Reducing lengths of out-of-home stay, individualizing treatment, and engaging community support systems for youth are among its goals.
- Under the leadership of Syracuse City School District Superintendent Dan Lowengard and the Syracuse Board of Education, a four-year agreement to provide funding for Hillside Work-Scholarship Connection (HW-SC) was approved, paving the way for a target enrollment of 1,250 Syracuse youth by the 2012–13 school year.
- Funded by a New York State Career Pathways Grant, HW-SC and Unity Health Systems partnered to prepare HW-SC youth, ages 18–24, for high-demand careers as home health aides and certified nursing assistants.
- Under the leadership of President Joel Seligman, the University of Rochester is developing up to 120 new jobs for HW-SC youth by 2012, meeting the increased demand for relevant work experience resulting from HW-SC's planned increase in enrollment.



## CELEBRATING OUR YOUTH AND FAMILIES' SUCCESSES...

- The cumulative data from Family Resource Center's third summer of Pre-K programming showed that children improved their scores in *language and literacy* and *music and movement* through this six-week extension of readiness for Kindergarten.
- In Syracuse, 100% of the 13 HW-SC Class of 2009 seniors graduated, along with two juniors with sufficient credits to graduate early.
- HW-SC achieved a 92% two-year college retention rate for its 2007 graduates.



Through its affiliates (detailed on the following pages), Hillside Family of Agencies (HFA) is a leading provider of child welfare, mental health, youth development, juvenile justice, adoption, special education, safety net, and developmental disabilities services to children and families across Central and Western New York and Maryland. Our intent is to be the leader in translating research into effective practice solutions.



● **CRESTWOOD CHILDREN'S CENTER**

- Day Treatment Education
- Family Resource Center
- Outpatient Treatment
- Residential Treatment

◆ **HILLSIDE WORK-SCHOLARSHIP CONNECTION**

- Youth Development

■ **HILLSIDE CHILDREN'S CENTER**

- Adoption
- Customized Services
- Day Treatment Education
- Developmental Disabilities Services
- Foster Family Care
- Home and Community-Based Services
- Juvenile Justice
- Residential Treatment
- Safety Net

▲ **SNELL FARM CHILDREN'S CENTER**

- Services for Youth with Sexually Harmful Behaviors

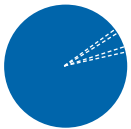
# Hillside Family of Agencies

## CONSOLIDATED OPERATING REPORT for the year ended June 30

	2009	2008
Operating Revenues		
Reimbursement from		
Government Agencies (fees for service) . . . . .	\$118,774,090	\$111,293,069
United Way . . . . .	439,428	440,894
Public Support . . . . .	6,551,443	4,092,501
Other Revenue . . . . .	2,228,659	2,048,319
Total Operating Revenues . . . . .	\$127,993,620	\$117,874,783
Operating Expenses		
Services . . . . .	\$114,339,767	\$105,512,357
Management & General . . . . .	12,094,181	12,978,378
Total Operating Expenses . . . . .	\$126,433,948	\$118,490,735

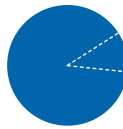
## SUMMARIZED CONSOLIDATED BALANCE SHEET at June 30

	2009	2008
Cash and Investments . . . . .	\$28,290,423	\$36,447,353
Accounts Receivable . . . . .	25,190,918	26,739,399
Property . . . . .	73,154,176	68,912,334
Other . . . . .	1,945,436	2,328,036
Total Assets . . . . .	\$128,580,953	\$134,427,122
Liabilities . . . . .	\$92,800,975	\$87,821,475
Net Assets . . . . .	35,779,978	46,605,647
Total Liabilities & Net Assets . . . . .	\$128,580,953	\$134,427,122



### REVENUES

- Reimbursement from Government Agencies . . . 92%
- United Way . . . . . 1%
- Public Support . . . . . 5%
- Other Revenue . . . . . 2%



### EXPENSES

- Services . . . . . 90%
- Management and General . . . . 10%

# Crestwood Children's Center

Crestwood Children's Center supports children ages birth to 21 and their families with an array of child welfare, mental health, behavioral, and family-development services. It has a special focus on serving younger children.

## DAY TREATMENT EDUCATION SERVICES

Day Treatment Services provide a stable, consistent environment where emotional and educational needs can be met. Through an integrated approach to treatment, children ages three to 15 are served within one of our age-appropriate centers.

## FAMILY RESOURCE CENTER SERVICES

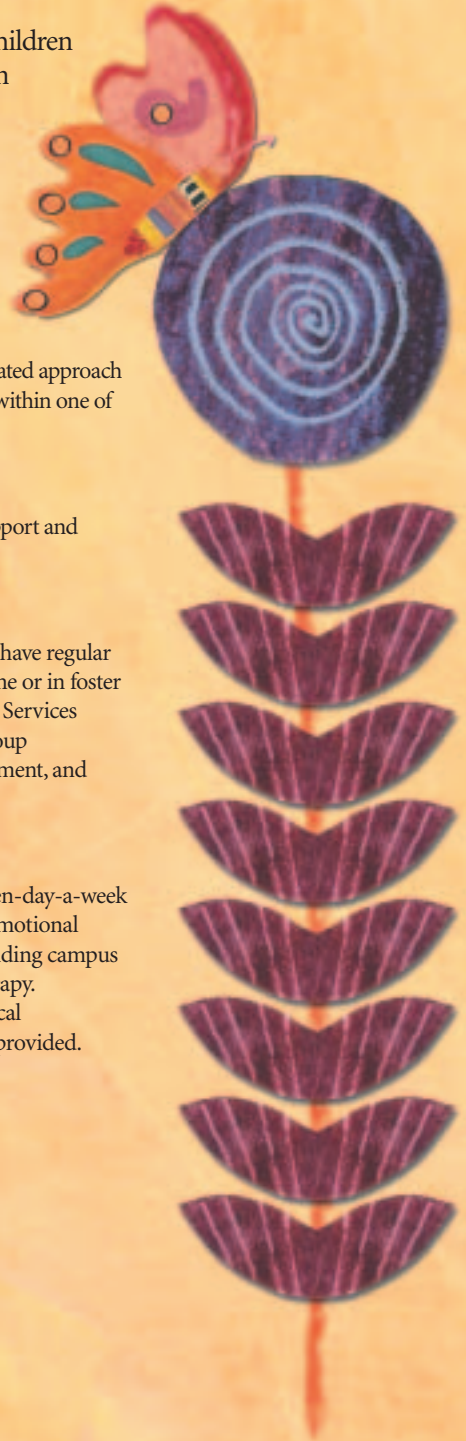
Neighborhood and home-based services that support and enhance child and family development.

## OUTPATIENT TREATMENT SERVICES

At our clinic locations, children and adolescents have regular appointments with therapists while living at home or in foster care and attending school in their home district. Services include crisis intervention, individual/family/group psychotherapy, diagnostic evaluation and assessment, and outreach and linkage to community resources.

## RESIDENTIAL TREATMENT SERVICES

Children who are in need of 24-hour-a-day, seven-day-a-week care and treatment, due to the severity of their emotional challenges, live in residential cottages while attending campus schools and receiving individual and family therapy. Comprehensive pediatric, psychiatric, and medical consultation and coordination services are also provided.



**SERVICE STATISTICS**

Service Category	Families Served	Counties Served
Day Treatment with Special Education Services . . . .	187	17
Family Resource Center Services . . . . .	1,263	3
Outpatient Treatment Services . . . . .	668	13
Residential Treatment Services . . . . .	59	15
Grand Totals . . . . .	2,177	17

**OPERATING REPORT** for the year ended June 30

2009

2008

Operating Revenues		
Reimbursement from		
Government Agencies (fees for service) . . . . .	\$15,065,438	\$14,315,573
United Way . . . . .	235,812	237,233
Other Revenue . . . . .	105,301	160,388
Total Operating Revenues . . . . .	\$15,406,551	\$14,713,194
Operating Expenses		
Services . . . . .	\$13,837,986	\$13,473,923
Management & General . . . . .	1,290,486	1,328,316
Total Operating Expenses . . . . .	\$15,128,472	\$14,802,239

**SUMMARIZED BALANCE SHEET** at June 30

2009

2008

Cash & Investments . . . . .	\$4,575,594	\$1,933,177
Accounts Receivable . . . . .	2,005,042	4,322,574
Property . . . . .	4,030,398	3,001,240
Other . . . . .	2,279,112	2,600,140
Total Assets . . . . .	\$12,890,146	\$11,857,131
Liabilities . . . . .	\$5,770,314	\$5,094,061
Net Assets . . . . .	7,119,832	6,763,070
Total Liabilities & Net Assets . . . . .	\$12,890,146	\$11,857,131

**REVENUES**

Reimbursement from  
Government Agencies . . . 97%  
United Way . . . . . 2%  
Other Revenue . . . . . 1%

**EXPENSES**

Services . . . . . 91%  
Management  
and General . . . . . 9%

# Hillside Children's Center

Hillside Children's Center is a provider of care for youth and families with a wide range of emotional, behavioral, or life-circumstance challenges. HCC offers mental health, child welfare, juvenile justice, special education, safety net, and developmental disabilities services to children and families throughout Central and Western New York. Comprehensive pediatric, psychiatric, and medical consultation and coordination services are also provided. HCC services are customized based on the strengths and needs of individual youth, families, and communities.

## ADOPTION

We assist with infant, international, and special-needs adoptions. Recognizing that adoption is a lifelong commitment, Hillside remains a resource for adoptive parents and their children after legalization.

## CUSTOMIZED SERVICES

We customize services to the specific needs and strengths of youth, families, and communities. Customized services are developed on an as-needed basis.

## DAY TREATMENT EDUCATION SERVICES

Day Treatment serves youth ages 5–18 who are experiencing school-related and/or family challenges. Special education, behavioral support, and mental health services are provided in this learning environment.

## DEVELOPMENT DISABILITIES SERVICES

Residential or at-home services are designed to treat youth who are dually diagnosed with emotional challenges and developmental disabilities. Youth are assigned service coordinators who work with youth and families to build an effective group of community-based services to support individual growth.

## FOSTER FAMILY CARE

Foster homes are available as alternatives to our residential treatment services, as an option for youth pending adoption, or as transitional plans for youth who have made progress in residential treatment but are not yet able to return home. Foster parents are trained, experienced, and committed to the youth and family's special needs and have the support of our staff who work with youth and families to build permanency.



## HOME AND COMMUNITY-BASED SERVICES

Through a variety of services we provide treatment and support to youth and their families in the home or within alternate community settings. Runaway/homeless youth benefit from a range of safety net services providing crisis counseling and housing.

## JUVENILE JUSTICE SERVICES

We provide care to youth awaiting due process in Family Court. Our specialists evaluate the child, address medical and psychiatric needs, and provide the court with valuable information concerning the youth's progress.


## RESIDENTIAL TREATMENT SERVICES

Youth with severe emotional or behavioral challenges benefit from a period of treatment at one of our fully supervised residential campuses. Highly-trained specialists work closely with youth in our care, involving their parents in the entire process. Campus schools provide special education to youth in our residential treatment services.



## SERVICE STATISTICS

Service Category	Families Served	Counties Served
Adoption .....	389	22
Customized Services .....	184	14
Day Treatment with Special Education Services .....	661	49
Developmental Disabilities Services for Youth .....	216	19
Foster Family Care		
Therapeutic Foster Families .....	246	23
Family-Based Treatment and Short-Term Foster Care .....	215	15
Community and Home-Based Services .....	1,792	22
Non-Secure Detention Services .....	483	19
Residential Services .....	621	49
Grand Totals .....	4,418	49






**OPERATING REPORT** for the year ended June 30

	2009	2008
Operating Revenues		
Reimbursement from		
Government Agencies (fees for service) .....	\$92,886,119	\$87,379,739
United Way .....	203,616	203,661
Other Revenue .....	1,300,261	1,667,013
Total Operating Revenues .....	\$94,389,996	\$89,250,413
Operating Expenses		
Services .....	\$90,126,365	\$87,723,968
Management & General .....	8,625,072	8,226,125
Total Operating Expenses .....	\$98,751,437	\$95,950,093

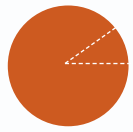
**SUMMARIZED BALANCE SHEET** at June 30

	2009	2008
Cash & Investments .....	\$5,456,341	\$10,035,708
Accounts Receivable .....	18,194,729	21,168,001
Property .....	61,235,370	59,720,296
Other .....	6,296,503	6,867,782
Total Assets .....	\$91,182,943	\$97,791,787
Liabilities .....	\$81,782,494	\$79,514,911
Net Assets .....	9,400,449	18,276,876
Total Liabilities & Net Assets .....	\$91,182,943	\$97,791,787



**REVENUES**

Reimbursement from  
Government Agencies ... 98%  
United Way ..... <1%  
Other Revenue..... 2%



**EXPENSES**

Services ..... 91%  
Management  
and General ..... 9%

# Hillside Work-Scholarship Connection

Hillside Work-Scholarship Connection was established in 1987 to help students at risk of dropping out to stay in school and achieve academic success. It is our mission to increase the graduation rates of students within the city school districts of Rochester and Syracuse, New York and Prince George's County, Maryland by providing long-term advocacy, academic resources, life skills development, and job training, resulting in self-sufficient, contributing adults for the community. On average, Hillside Work-Scholarship Connection students graduate high school at twice the rate of their peers and between 70 and 80 percent of these graduates attend college.



## SERVICE STATISTICS

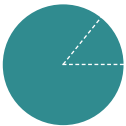
Service Category	Families Served	Counties Served
HWSC–Prince George’s County, Maryland .....	142	1
HWSC–Rochester, NY .....	2,176	1
HWSC–Syracuse, NY .....	376	1
Grand Totals .....	2,694	3

## OPERATING REPORT for the year ended June 30

	2009	2008
Operating Revenues		
Reimbursement from		
Government Agencies (fees for service) .....	\$7,009,984	\$5,883,374
Other Revenue .....	1,500,834	106,374
Total Operating Revenues .....	\$8,510,818	\$5,989,748
Operating Expenses		
Services .....	\$7,139,664	\$5,521,141
Management & General .....	769,729	650,188
Total Operating Expenses .....	\$7,909,393	\$6,171,329

## SUMMARIZED BALANCE SHEET at June 30

	2009	2008
Cash & Investments .....	\$400	\$72,918
Accounts Receivable .....	3,378,270	2,230,579
Property .....	20,466	10,885
Other .....	5,160,090	3,498,204
Total Assets .....	\$8,559,226	\$5,812,586
Liabilities .....	\$2,500,207	\$1,182,892
Net Assets .....	6,059,019	4,629,694
Total Liabilities & Net Assets .....	\$8,559,226	\$5,812,586



### REVENUES

Reimbursement from  
Government Agencies ... 82%  
Other Revenue ..... 18%



### EXPENSES

Services ..... 89%  
Management  
and General ..... 11%



# Snell Farm Children's Center

Snell Farm Children's Center provides 24-hour-a-day, 7-day-a-week specialized residential treatment for male youth with sexually-harmful behaviors. Youth live in residential cottages while attending the campus school and receiving individual and family therapy. Comprehensive pediatric, psychological, psychiatric, and medical consultation and coordination services are also provided. Snell Farm Children's Center is located on a rural residential campus with a working farm eight miles north of Bath, New York.

## SERVICE STATISTICS

Service Category	Families Served	Counties Served
Residential Treatment Services . . . . .	51	18

## OPERATING REPORT for the year ended June 30

	2009	2008
<b>Operating Revenues</b>		
Reimbursement from Government Agencies (fees for service) . . . . .	\$3,812,549	\$3,699,973
Other Revenue . . . . .	17,150	22,776
<b>Total Operating Revenues . . . . .</b>	<b>\$3,829,699</b>	<b>\$3,722,749</b>
<b>Operating Expenses</b>		
Services . . . . .	\$3,636,185	\$3,499,718
Management & General . . . . .	332,494	306,669
<b>Total Operating Expenses . . . . .</b>	<b>\$3,968,679</b>	<b>\$3,806,387</b>

## SUMMARIZED BALANCE SHEET at June 30

	2009	2008
Cash & Investments . . . . .	\$75,830	\$1,311,473
Accounts Receivable . . . . .	542,850	518,988
Property . . . . .	3,757,804	3,033,072
Other . . . . .	58,496	60,106
<b>Total Assets . . . . .</b>	<b>\$4,434,980</b>	<b>\$4,923,639</b>
Liabilities . . . . .	\$4,335,318	\$4,438,588
<b>Net Assets . . . . .</b>	<b>99,662</b>	<b>485,051</b>
<b>Total Liabilities &amp; Net Assets . . . . .</b>	<b>\$4,434,980</b>	<b>\$4,923,639</b>



### REVENUES

Reimbursement from Government Agencies . . 99%  
Other Revenue . . . . . 1%



### EXPENSES

Services . . . . . 92%  
Management and General . . . . . 8%

# Crestwood & Hillside Children's Foundations

Hillside Family of Agencies is extremely fortunate to have had the support of more than 5,000 donors this fiscal year. With annual contributions totaling \$6,552,182, the most ever raised by Hillside in one year, our donors supported Hillside children and families at the height of extraordinarily challenging economic times, proving that believing is being there.

With our donors' support, Crestwood and Hillside Children's Foundations were able to provide resources for the affiliates and programs of Hillside Family of Agencies, granting \$3,155,763 in funding this fiscal year.

The following are examples of projects and programs funded by private support through Crestwood and Hillside Children's Foundations:

- The Parents as Teachers program at Family Resource Centers of Crestwood Children's Center (CCC), which helps parents prepare their young children to succeed in school
- The Skip Generations program at Family Resource Centers of CCC, which provides support services for grandparents who find themselves responsible for raising their grandchildren
- The purchase of play therapy equipment for the young children receiving services at Crestwood Children's Center
- The expansion of services to 2,176 youth in Rochester and 376 youth in Syracuse at risk of not graduating from high school through Hillside Work-Scholarship Connection
- The launching of Hillside Work-Scholarship Connection in Prince George's County, Maryland with services to 142 students at risk of not graduating from high school
- Recruiting and training families willing to adopt children out of the child welfare system
- The acquisition of state-of-the art technology and the addition of resources to provide better services for Hillside clients, particularly in remote areas, and to create greater efficiencies in the delivery of those services
- Activities and services on the Varick campus of Hillside Children's Center
- Matching funds to sustain Hillside Children's Center's Alternatives for Independent Youth services in the city of Rochester for young people who find themselves without a permanent home
- General support for children and families served through Hillside Children's Center's prevention programs

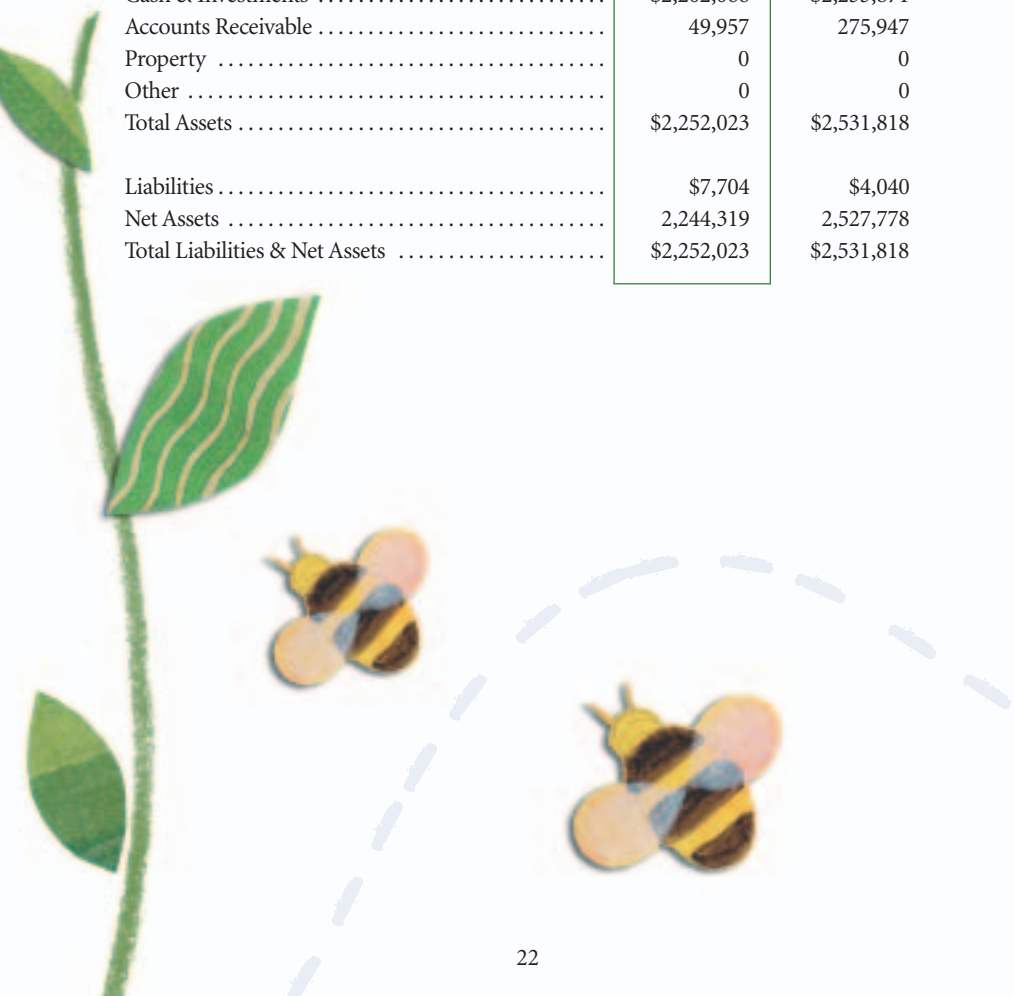


**CRESTWOOD CHILDREN'S FOUNDATION**  
**OPERATING REPORT** for the year ended June 30

	2009	2008
Operating Revenues		
Public Support .....	\$274,047	\$321,864
Investment Gains (losses) .....	(368,561)	(93,968)
Total Income .....	\$(94,514)	\$227,896
Fundraising Expense .....	\$28,622	\$22,521
Management & General .....	2,350	2,200
Total Operating Expenses .....	\$30,972	\$24,721
Grants Made .....	\$157,973	\$143,113

**SUMMARIZED BALANCE SHEET** at June 30

	2009	2008
Cash & Investments .....	\$2,202,066	\$2,255,871
Accounts Receivable .....	49,957	275,947
Property .....	0	0
Other .....	0	0
Total Assets .....	\$2,252,023	\$2,531,818
Liabilities .....	\$7,704	\$4,040
Net Assets .....	2,244,319	2,527,778
Total Liabilities & Net Assets .....	\$2,252,023	\$2,531,818



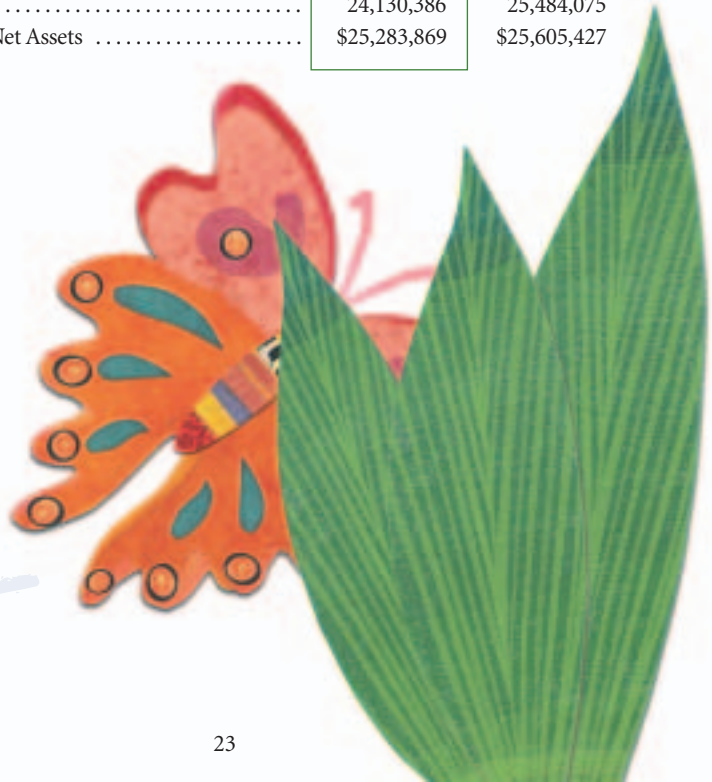
HILLSIDE CHILDREN'S FOUNDATION

OPERATING REPORT for the year ended June 30

	2009	2008
Operating Revenues		
Public Support .....	\$6,278,135	\$3,770,645
Investment Gains (losses) .....	(3,310,834)	(542,019)
Total Income .....	\$2,967,301	\$3,228,626
Fundraising Expense .....	\$932,554	\$896,073
Management & General .....	315,257	315,235
Total Expenses .....	\$1,247,811	\$1,211,308
Grants Made .....	\$2,997,790	\$2,005,612

SUMMARIZED BALANCE SHEET at June 30

	2009	2008
Cash & Investments .....	\$23,042,162	\$21,135,799
Accounts Receivable .....	1,007,196	3,231,664
Property .....	1,216,019	1,216,888
Other .....	18,492	21,076
Total Assets .....	\$25,283,869	\$25,605,427
Liabilities .....	\$1,153,483	\$121,352
Net Assets .....	24,130,386	25,484,075
Total Liabilities & Net Assets .....	\$25,283,869	\$25,605,427



## ADMINISTRATION

Sarah Amering  
PRESIDENT  
Hillside Work-Scholarship  
Connection

John Barr  
CHIEF MARKETING OFFICER  
Hillside Family of Agencies

Clyde Comstock  
CHIEF OPERATING OFFICER  
Hillside Family of Agencies

Barbara Conratt  
PRESIDENT  
Crestwood Children's Center

Maria Cristalli  
CHIEF STRATEGY AND  
QUALITY OFFICER  
Hillside Family of Agencies

Helen Halewski, Ph.D.  
CHIEF HUMAN RESOURCES  
AND ORGANIZATIONAL  
DEVELOPMENT OFFICER  
Hillside Family of Agencies

A. Thomas Hildebrandt  
PRESIDENT  
Crestwood and Hillside  
Children's Foundations

Stuart Loeb, M.D.  
MEDICAL DIRECTOR  
Crestwood, Hillside, and Snell Farm  
Children's Centers

Linda Miller  
CHIEF STRATEGIC  
DEVELOPMENT OFFICER  
Hillside Family of Agencies

Paul Perrotto  
CHIEF FINANCIAL OFFICER  
Hillside Family of Agencies

Dawn Rice  
CHIEF STANDARDS OFFICER  
Hillside Family of Agencies

Karen Sylvester  
EXECUTIVE DIRECTOR  
Snell Farm Children's Center

Michael Synder, J.D.  
CHIEF COUNSEL  
Hillside Family of Agencies

Karen Zandi  
EXECUTIVE DIRECTOR  
Hillside Children's Center

Dennis M. Richardson  
PRESIDENT AND CEO  
Hillside Family of Agencies

## BOARD MEMBERSHIP

### HILLSIDE FAMILY OF AGENCIES

#### OFFICERS

##### Chair

John E. Van de Wetering

##### Vice Chair

Angela B. Pichichero

##### Secretary

Roger Friedlander

##### Assistant Secretary

Arthur E. Liebert

##### Treasurer

Eileen Semmler

##### President and CEO

Dennis M. Richardson

##### Governors

Mark C. Clement

Jose J. Coronas

Craig F. Curran

William J. Daniels

Kevin Hill

Alan Illig

T. C. Lewis

Dennis M. Mullen

Gerard Q. Pierce

Efrain Rivera

Gerald F. Saxton

Robert C. Tait



## CRESTWOOD CHILDREN'S CENTER

### OFFICERS

#### Chair

James C. Haefner

#### Vice Chair

H. Allen Spencer

#### Secretary

T. C. Lewis

#### Treasurer

David Cleary

#### CEO

Dennis M. Richardson

#### Directors

Nancy L. Castro

Grosvenor H. L. Richardson

Joseph S. Vasile

## HILLSIDE CHILDREN'S CENTER

### OFFICERS

#### Chair

William J. Daniels

#### Vice Chair

Sarah B. Adams

#### Secretary

Frederica H. Amstey

#### Treasurer

Richard J. Gangemi

#### President and CEO

Dennis M. Richardson

#### Directors

Jan L. August

Timothy J. Bancroft

Helen E. Clark

Lynne Davidson

Robert Drago

Philip Fishbach

Carolyn T. Friedlander

David M. Kresock

Monica L. Leubner

Candice A. Lucas

Sidney C. Moore

Doren P. Norfleet

Jan M. Parisi

## HILLSIDE WORK-SCHOLARSHIP CONNECTION

### OFFICERS

#### Chair

Gerard Q. Pierce

#### Vice Chair

Howard R. Jacobson

#### Treasurer

Danny R. Wegman

#### CEO

Dennis M. Richardson

#### Directors

Peter Connoy

Augustin Melendez

John "Dutch" Summers

## SNELL FARM CHILDREN'S CENTER

### OFFICERS

#### Chair

Deborah J. Daum

#### Vice Chair

Gerald F. Saxton

#### Secretary

Harvey E. Tremper

#### Treasurer

Terry H. Sutfin

#### President and CEO

Dennis M. Richardson

#### Directors

Elizabeth Giles

Charles "Ron" Harmon

Gary L. Short

Andrew W. Spencer

Levi H. Weaver





## CRESTWOOD AND HILLSIDE CHILDREN'S FOUNDATIONS

### OFFICERS

#### Chair

Barbara G. McManus

#### Vice Chair

Jason P. Torres

#### Secretary

Gary M. Mauro

#### Treasurer

James K. Merkley

#### CEO

Dennis M. Richardson

#### Trustees

David Bovenzi

Brian Callahan

James Carriero

Jose J. Coronas

Daniel J. Diefendorf

Alec L. Drummond

Peter Giles

Louise H. Klinke

Daniel Mason

Marie McNabb

Gregory Woodard

## ACCREDITATIONS

Council on Accreditation

## LICENSES

New York State Department of Health

New York State Education Department

New York State Office of Children and  
Family Services

New York State Office of Mental Health

New York State Office of Mental

Retardation and Developmental

Disabilities

## MEMBERSHIPS

Alliance for Children and Families

Children's Day Treatment Coalition

Families Together in New York State

Foster Family-Based Association

Juvenile Detention Association

of New York

The Balanced Scorecard Collaborative's

Kaplan and Norton Action Learning

Community on Strategy Execution

National Network of Runaway and

Homeless Youth Services

New York State Association of

Community and Residential Agencies

New York State Coalition for Children's

Mental Health Services

New York State Coalition of 853 Schools

New York State Council of Family and

Child Caring Agencies

Rochester Business Alliance

United States Chamber of Commerce

United Way of Greater Rochester

United Way of Greater Syracuse

## EDITOR

Jennifer Bacci

## DESIGN

Adam Communications

## ILLUSTRATION

Jenny Sue Kostecki-Shaw







  
**Hillside**

Family of Agencies

[www.hillside.com](http://www.hillside.com)